
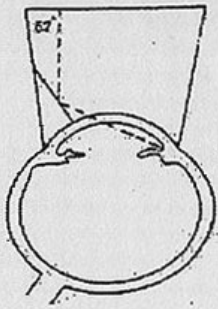



EDL-3M

DIAGNOSTIC AND LASER LENS

User's Manual



CLASS

Contact Lens	Image
Fundus Lens	
Goniolens	
Three Mirror Lens	 

ATTENTION

1. Please don't use the organic solvent such as the ether.
2. The lens can't be sterilized by means of the ultraviolet radiation.
3. When the lens is soaked into the liquid, the time can't exceed an hour.
4. The temperature of the liquid which is used for cleaning the lens can't exceed 70 °C

PACKAGING & TRANSPORTATION

During the transportation, take care to protect it from wetness, upside down and violent vibration. This equipment should be sorted in a well-ventilated room without corrosive gas.

OTHER

The product is guaranteed for 3 years against breakage, coating abrasion and defects in material and workmanship.

USE


Contact Lens is mainly used for checking the fundus and the anterior chamber when patient's eye is examined by means of the slit lamp.

DIRECTION FOR USE

1. It is necessary to fill liquid between the cornea and the contact lens while it is used.
2. Keep the lens clean to minimize glare from the lens surface.

CLEAN AND STERILIZATION

1. Rinse the lens with the flowing cool water about 30 to 60 seconds.
2. Clean the surface by the means of tampon wetted with 75% alcohol.
3. Wipe up the lens with a soft fabric, which has been sterilized.
4. Dry carefully and place in dry storage case.



EDL-3M

DIAGNOSTIC AND LASER LENS